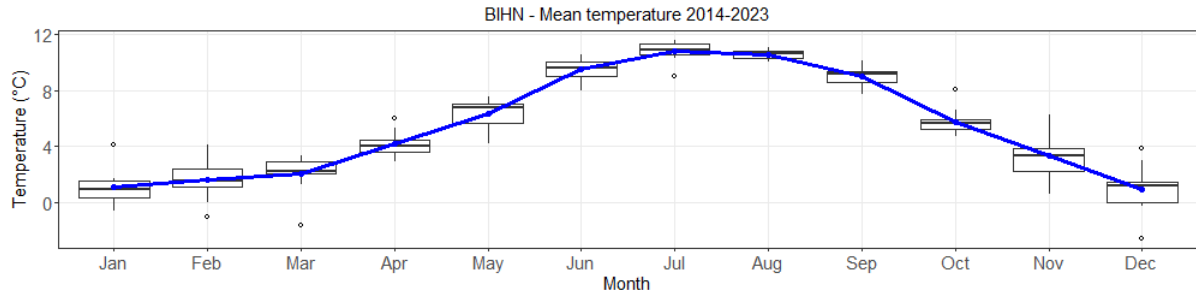


BIHN AERODROME CLIMATOLOGY

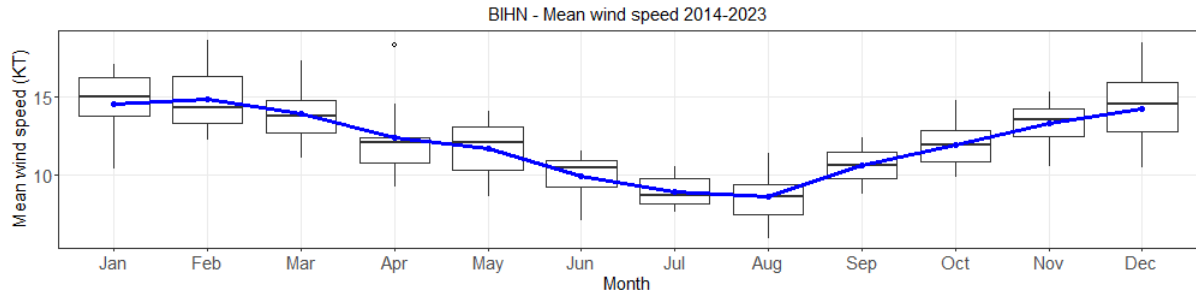
TEMPERATURE



	Jan	Feb	Mar	Apr	May	Jun	Jul	Aug	Sep	Oct	Nov	Dec
Mean temperature °C	1.1	1.6	2.1	4.2	6.3	9.5	10.8	10.6	9.0	5.8	3.4	1.0
Max temperature °C	10.0	8.8	13.7	16.2	15.2	20.3	21.0	19.7	16.5	13.9	11.6	8.8
Day of max T	2017-01-02	2017-02-18	2020-03-29	2019-04-25	2023-05-30	2021-06-27	2018-07-29	2021-08-08	2022-09-06	2014-10-07	2020-11-04	2016-12-14
Min temperature °C	-11.2	-10.8	-11.7	-7.6	-3.1	0.9	3.9	2.5	-0.3	-3.6	-6.5	-11.4
Day of min T	2023-01-01	2018-02-09	2023-03-11	2021-04-04	2020-05-10	2019-06-01	2015-07-29	2023-08-08	2020-09-22	2019-10-23	2016-11-23	2022-12-31

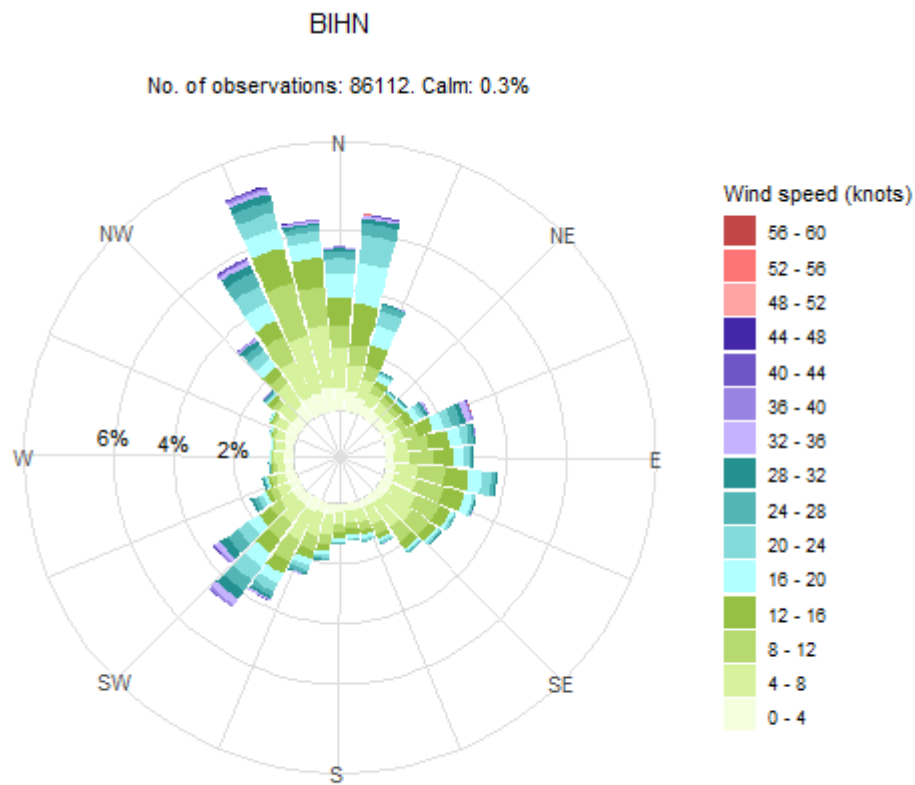
WIND

BIHN MEAN WIND SPEED

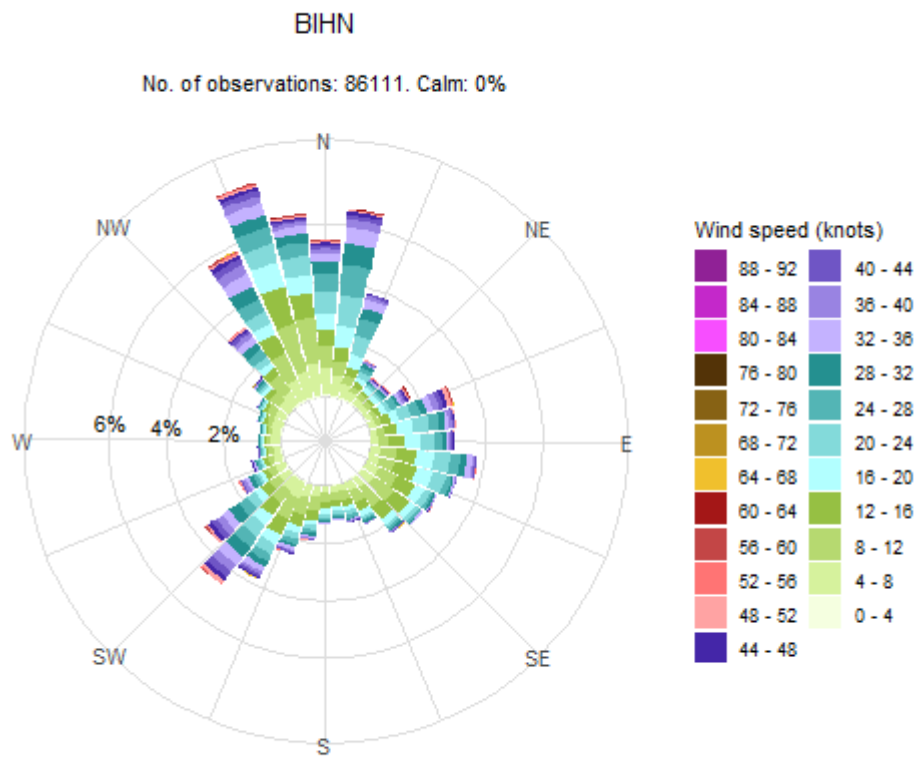


	Jan	Feb	Mar	Apr	May	Jun	Jul	Aug	Sep	Oct	Nov	Dec
Mean wind speed KT	14.8	14.8	13.9	12.4	11.7	10.0	8.9	8.7	10.6	12.0	13.3	14.6
Max wind speed KT	46.3	59.5	46.7	47.0	45.7	50.9	35.6	50.7	53.3	52.3	52.9	55.8
Day of max wind speed	2022-01-02	2019-02-26	2019-03-22	2016-04-17	2023-05-23	2022-06-18	2022-07-07	2016-08-07	2021-09-21	2022-10-10	2016-11-18	2015-12-30
Mean gust KT	23.2	23.3	21.9	19.1	17.9	15.4	14.2	13.8	16.7	19.3	21.3	22.9
Max gust KT	66.5	78.9	71.9	70.2	60.5	62.8	49.8	60.5	106.3	74.1	77.8	86.3
Day of max gust	2021-01-09	2019-02-26	2019-03-12	2015-04-10	2023-05-27	2022-06-18	2022-07-04	2016-08-07	2022-09-25	2022-10-09	2016-11-17	2015-12-07

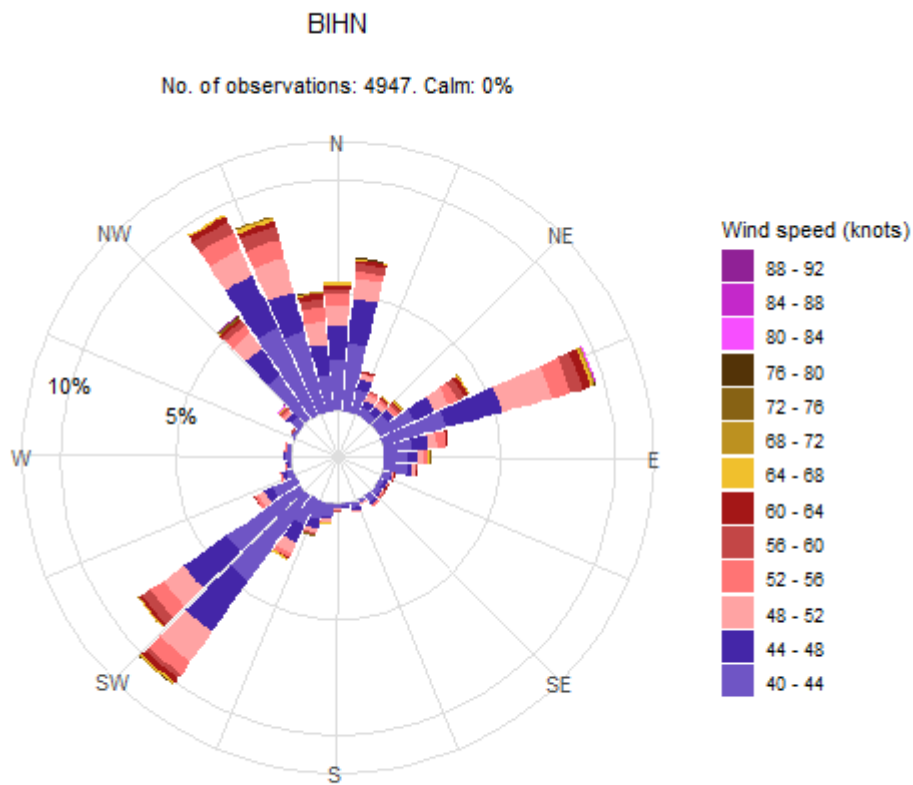
WIND ROSE BIHN 2014-2023



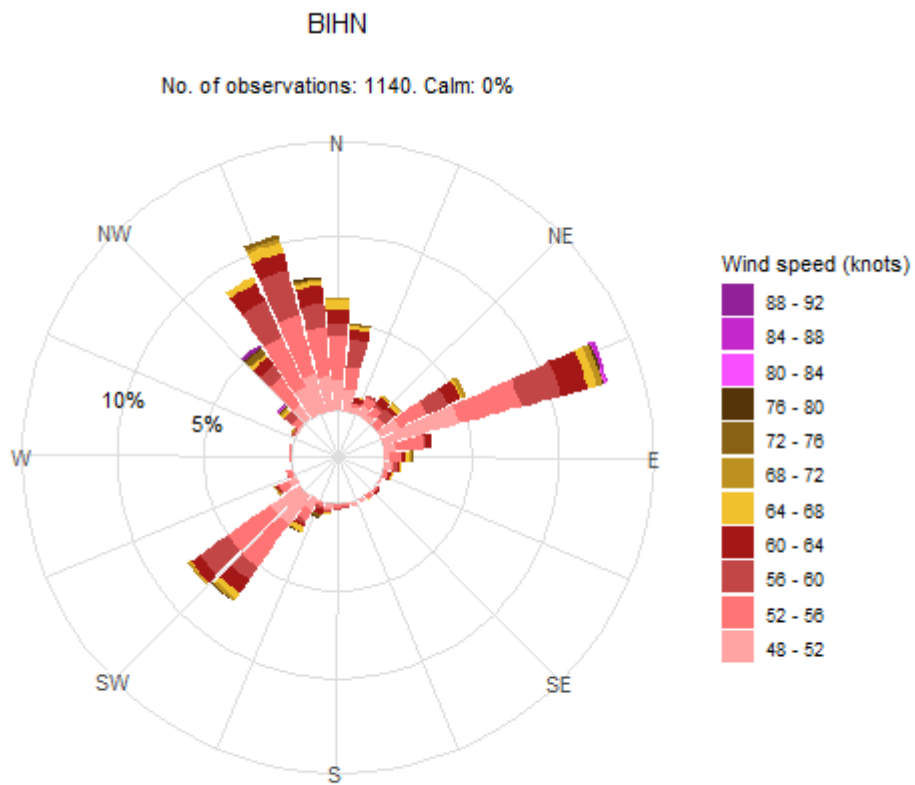
WIND ROSE GUSTS BIHN 2014-2023



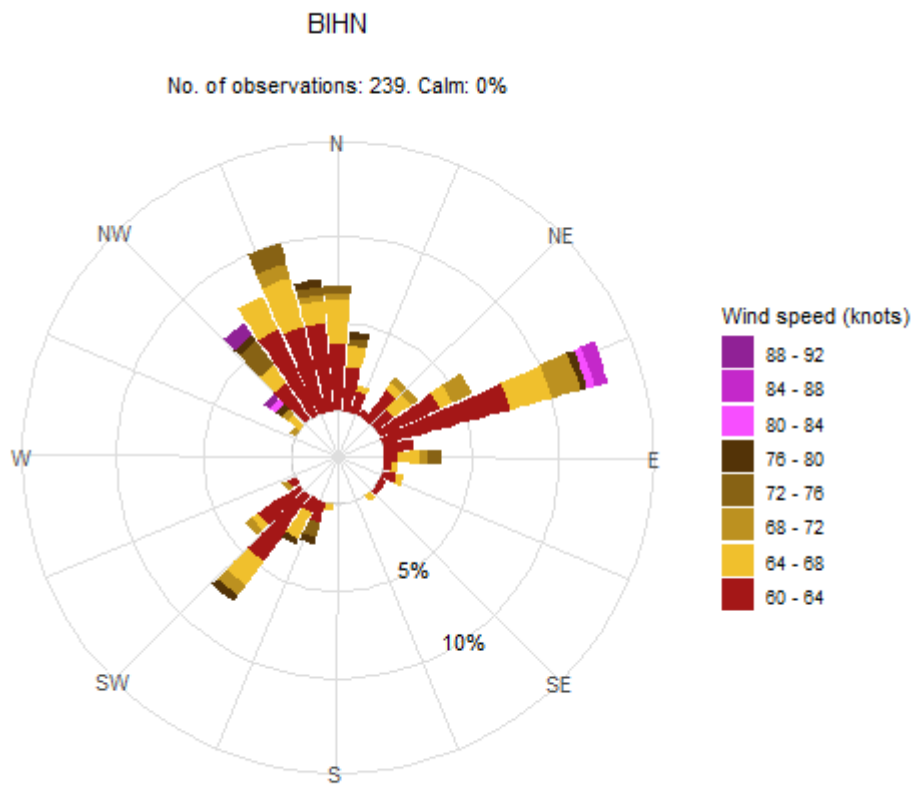
WIND ROSE GUSTS EXCEEDING 40 KT BIHN 2014-2023



WIND ROSE GUSTS EXCEEDING 50 KT BIHN 2014-2023



WIND ROSE GUSTS EXCEEDING 60 KT BIHN 2014-2023



Icelandic Meteorological Office 19. nóv. 2024

WIND ROSE BIHN GUSTS EXCEEDING 70 KT 2014-2023

