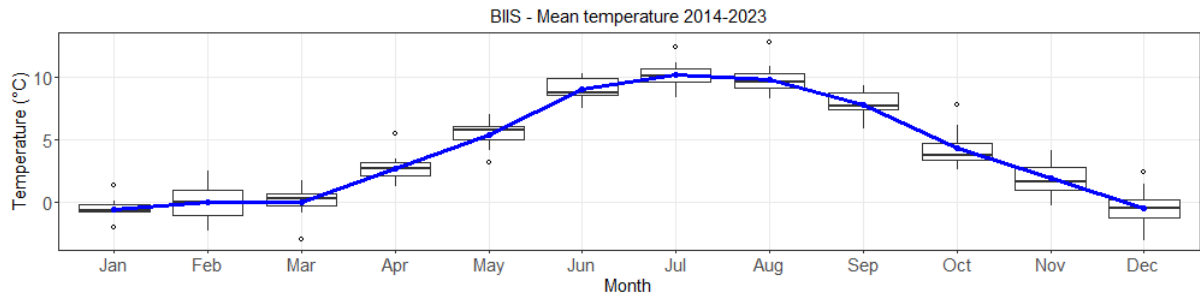


# BIIS AERODROME CLIMATOLOGY

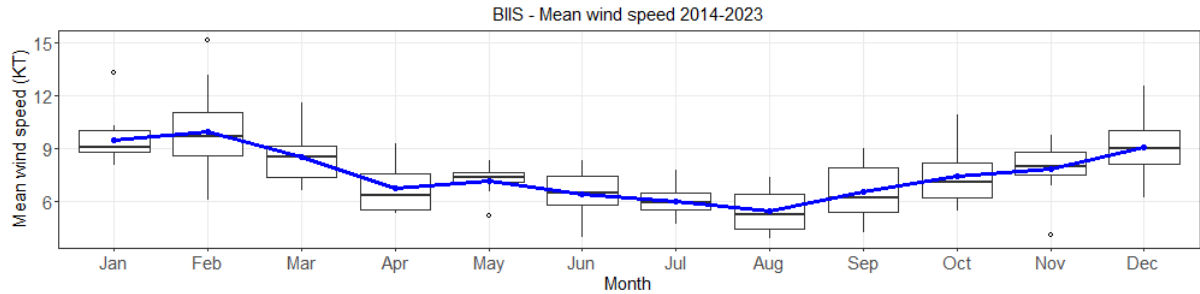
## TEMPERATURE



	Jan	Feb	Mar	Apr	May	Jun	Jul	Aug	Sep	Oct	Nov	Dec
Mean temperature °C	-0.6	-0.1	0.0	2.7	5.4	9.0	10.1	9.8	7.7	4.3	1.8	-0.5
Max temperature °C	12.3	10.1	11.8	15.0	16.8	19.5	20.3	21.5	19.0	14.5	14.2	11.8
Day of max T	2019-01-09	2023-02-28	2021-03-17	2019-04-29	2017-05-04	2021-06-29	2018-07-31	2021-08-11	2017-09-16	2014-10-07	2016-11-07	2019-12-02
Min temperature °C	-12.5	-12.4	-12.4	-12.4	-5.7	-0.8	1.4	-0.4	-4.4	-7.0	-9.4	-11.4
Day of min T	2023-01-15	2022-02-10	2021-03-27	2021-04-05	2020-05-02	2021-06-15	2020-07-27	2022-08-21	2018-09-23	2019-10-25	2017-11-26	2022-12-24

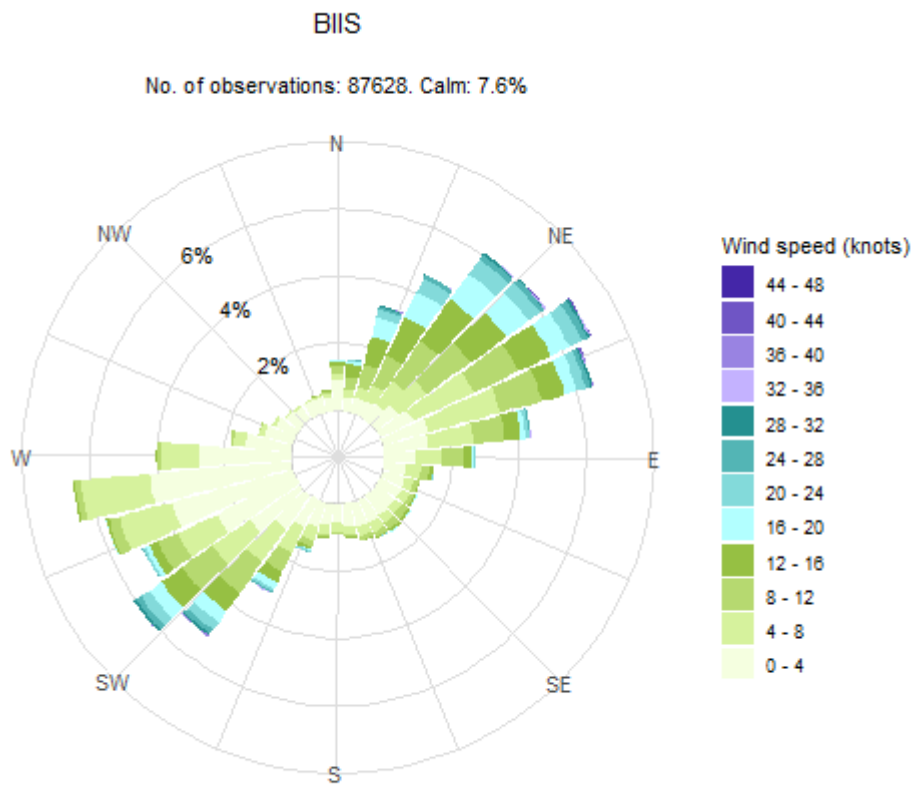
## WIND

### BIIS MEAN WIND SPEED

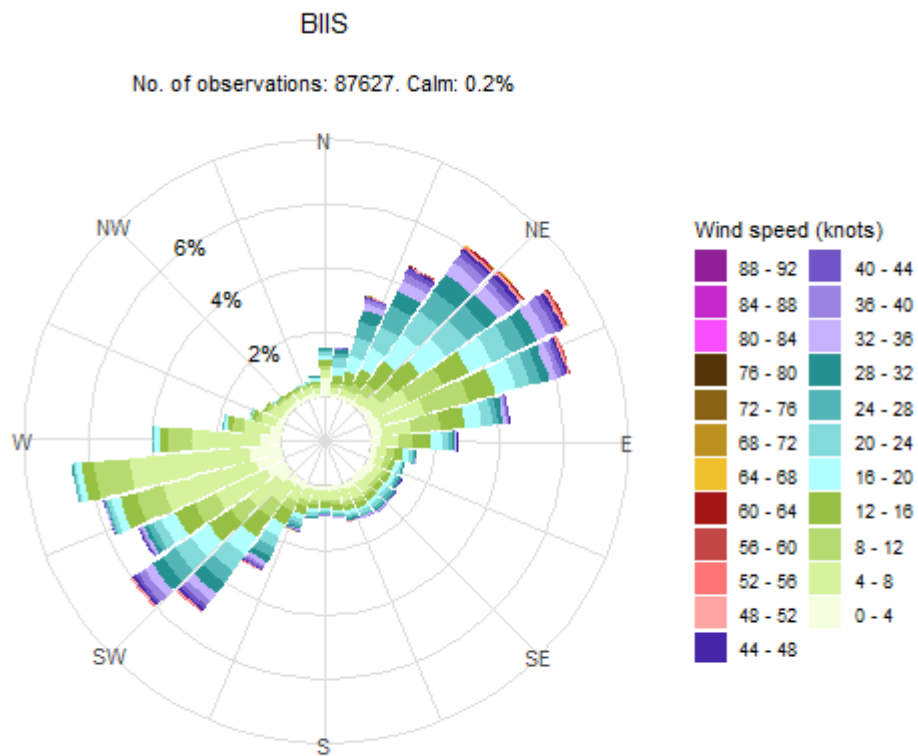


	Jan	Feb	Mar	Apr	May	Jun	Jul	Aug	Sep	Oct	Nov	Dec
Mean wind speed KT	9.5	10.0	8.5	6.7	7.2	6.4	6.0	5.4	6.6	7.4	7.8	9.1
Max wind speed KT	37.5	42.6	39.7	33.4	34.2	30.3	31.7	28.8	32.9	35.2	36.0	44.7
Day of max wind speed	2020-01-23	2022-02-07	2016-03-12	2020-04-14	2023-05-20	2017-06-01	2020-07-16	2015-08-12	2021-09-27	2020-10-23	2020-11-05	2014-12-09
Mean gust KT	18.8	20.0	17.1	13.8	13.8	12.0	11.2	10.6	13.6	15.3	15.9	17.8
Max gust KT	74.5	91.8	84.4	63.8	55.0	48.0	58.3	56.2	72.9	65.5	64.0	82.0
Day of max gust	2014-01-13	2022-02-07	2015-03-14	2017-04-28	2016-05-03	2021-06-29	2020-07-16	2014-08-31	2021-09-28	2020-10-29	2019-11-11	2014-12-09

# WIND ROSE BIIS 2014-2023

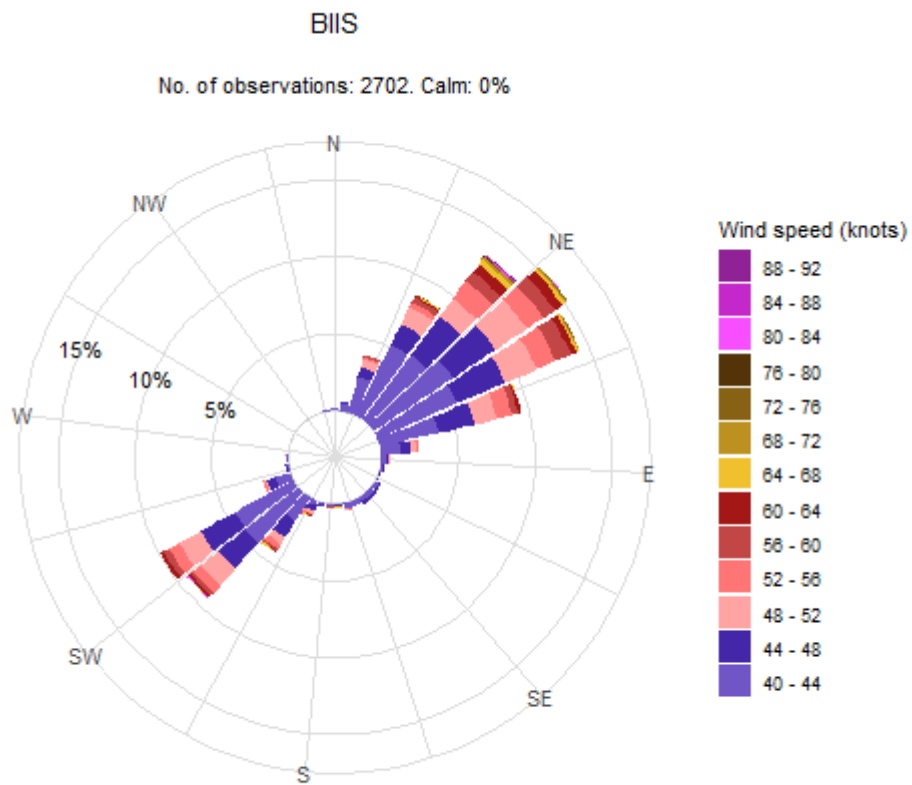


# WIND ROSE GUSTS BIIS 2014-2023



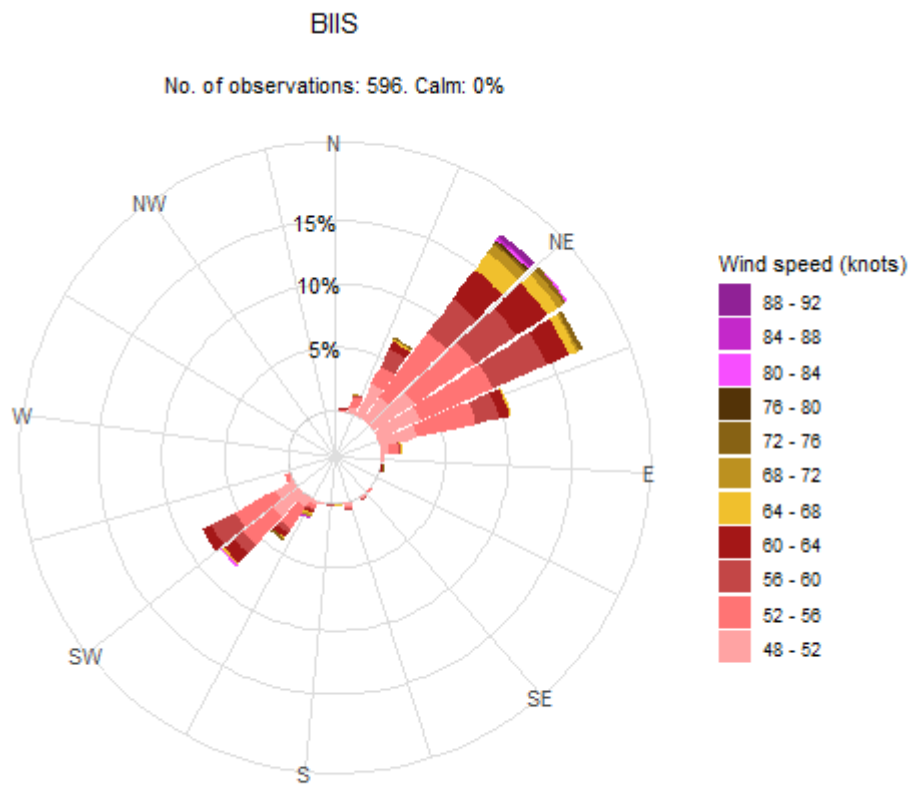
Icelandic Meteorological Office 25. okt. 2024

# WIND ROSE GUSTS EXCEEDING 40 KT BIIS 2014-2023



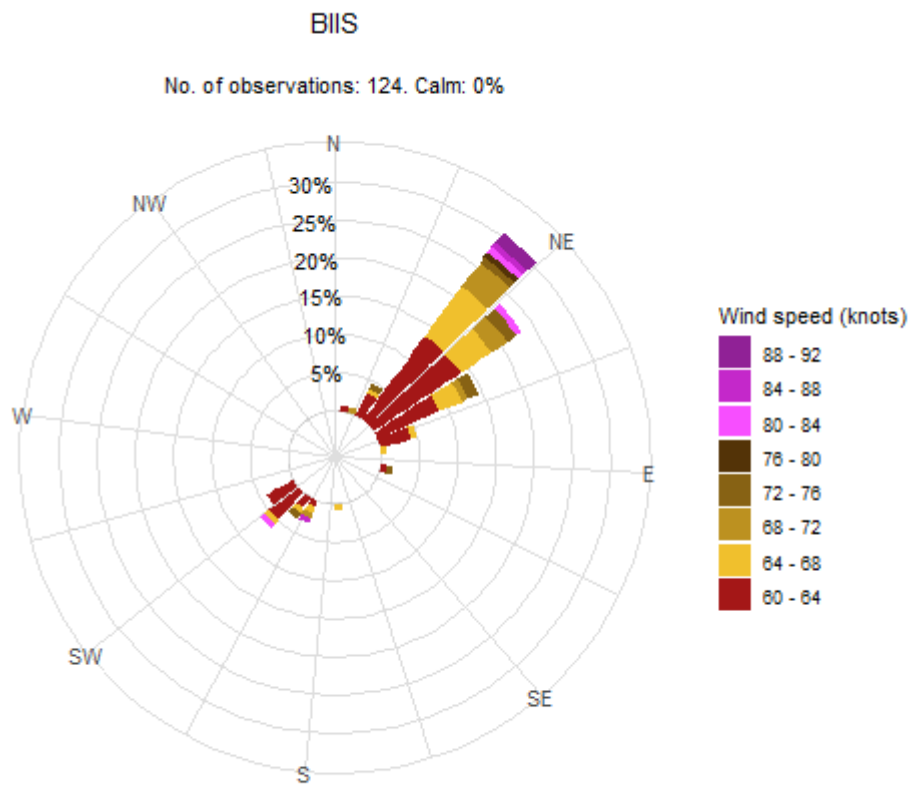
Icelandic Meteorological Office 25. okt. 2024

# WIND ROSE GUSTS EXCEEDING 50 KT BIIS 2014-2023



Icelandic Meteorological Office 25. okt. 2024

# WIND ROSE GUSTS EXCEEDING 60 KT BIIS 2014-2023



Icelandic Meteorological Office 25. okt. 2024

# WIND ROSE BIIS GUSTS EXCEEDING 70 KT 2014-2023

