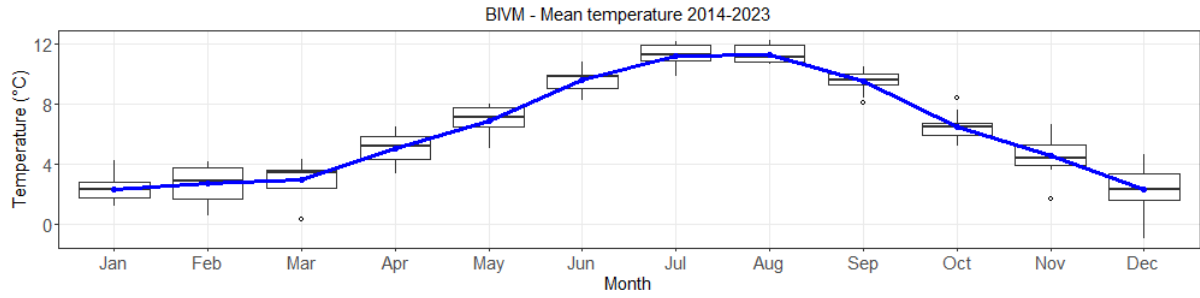


# BIVM AERODROME CLIMATOLOGY

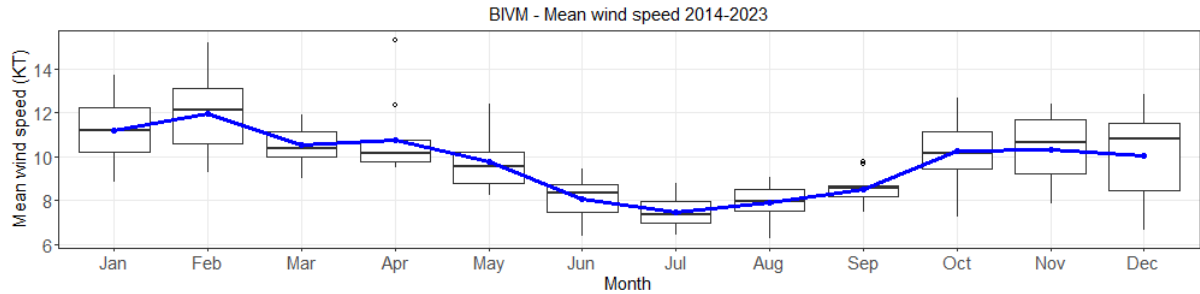
## TEMPERATURE



	Jan	Feb	Mar	Apr	May	Jun	Jul	Aug	Sep	Oct	Nov	Dec
Mean temperature °C	2.3	2.7	3.0	5.1	6.9	9.6	11.2	11.3	9.5	6.5	4.6	2.3
Max temperature °C	9.5	9.9	9.5	11.5	14.6	17.0	19.2	19.5	16.8	12.2	10.5	9.5
Day of max T	2019-01-03	2023-02-13	2016-03-13	2023-04-21	2022-05-22	2020-06-28	2016-07-27	2014-08-11	2015-09-16	2021-10-03	2020-11-05	2019-12-02
Min temperature °C	-8.1	-6.8	-10.6	-7.9	-2.5	2.6	5.4	5.5	0.7	-4.1	-6.8	-9.5
Day of min T	2023-01-01	2019-02-02	2023-03-12	2021-04-05	2015-05-08	2015-06-03	2023-07-06	2015-08-01	2020-09-25	2019-10-24	2020-11-19	2022-12-29

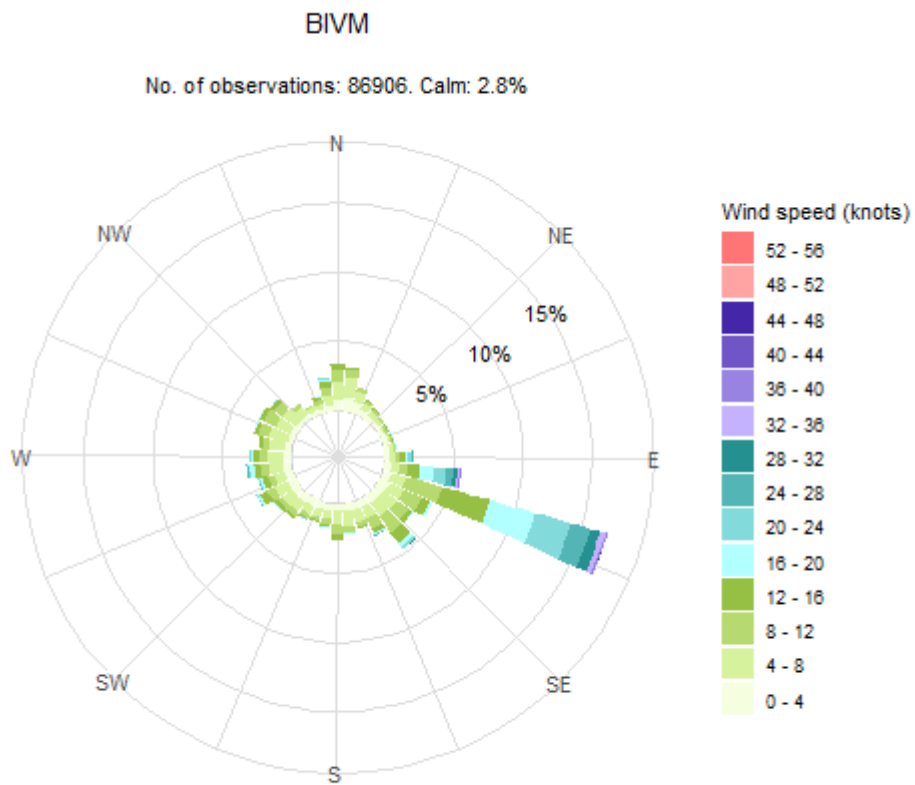
## WIND

### BIVM MEAN WIND SPEED



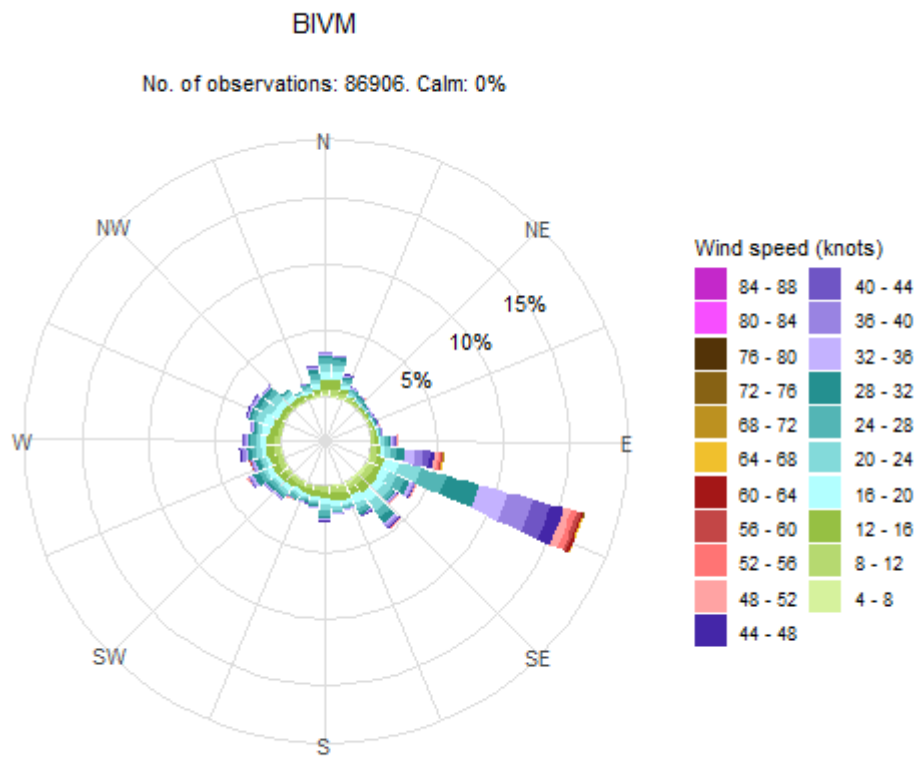
	Jan	Feb	Mar	Apr	May	Jun	Jul	Aug	Sep	Oct	Nov	Dec
Mean wind speed KT	11.2	12.0	10.6	10.8	9.8	8.1	7.5	7.9	8.6	10.3	10.3	10.1
Max wind speed KT	43.0	52.1	44.7	42.0	36.4	32.3	31.9	35.4	34.4	39.7	43.7	47.8
Day of max wind speed	2020-01-10	2020-02-14	2019-03-11	2016-04-01	2019-05-12	2021-06-04	2017-07-18	2014-08-31	2015-09-26	2023-10-19	2019-11-11	2015-12-07
Mean gust KT	22.8	23.7	21.0	20.9	18.8	15.7	14.8	15.7	17.5	20.4	20.5	20.4
Max gust KT	77.6	84.8	66.7	69.2	62.0	52.1	56.2	65.1	64.9	65.5	78.3	78.7
Day of max gust	2020-01-04	2022-02-21	2019-03-11	2016-04-01	2021-05-28	2021-06-04	2014-07-10	2014-08-31	2021-09-21	2019-10-05	2019-11-11	2015-12-07

# WIND ROSE BIVM 2014-2023

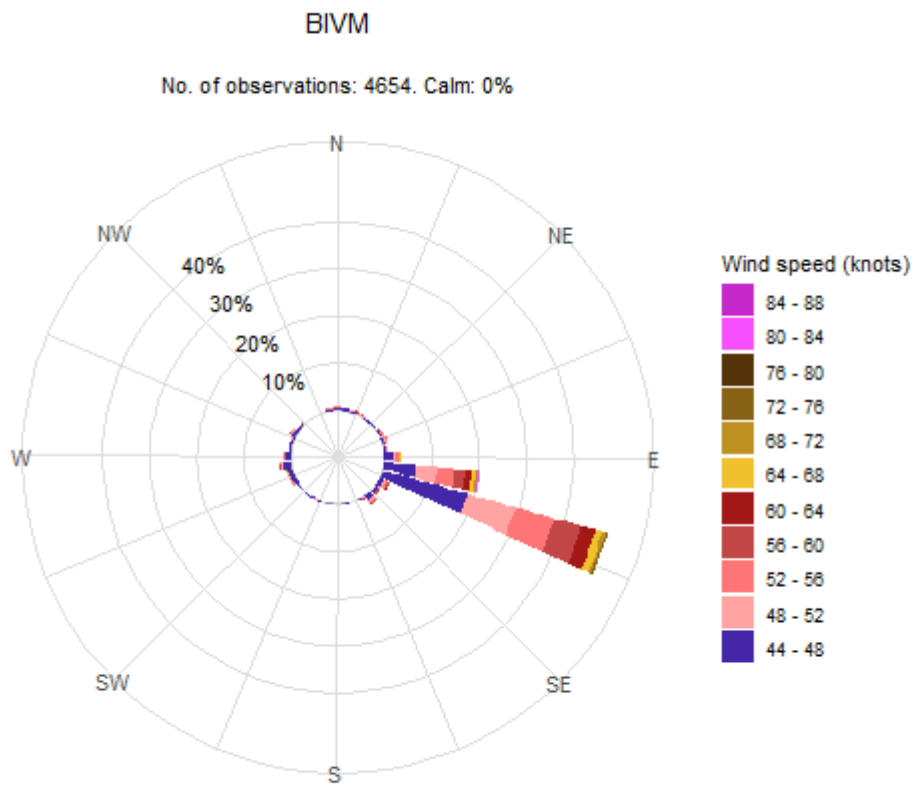


Icelandic Meteorological Office 25. okt. 2024

# WIND ROSE GUSTS BIVM 2014-2023

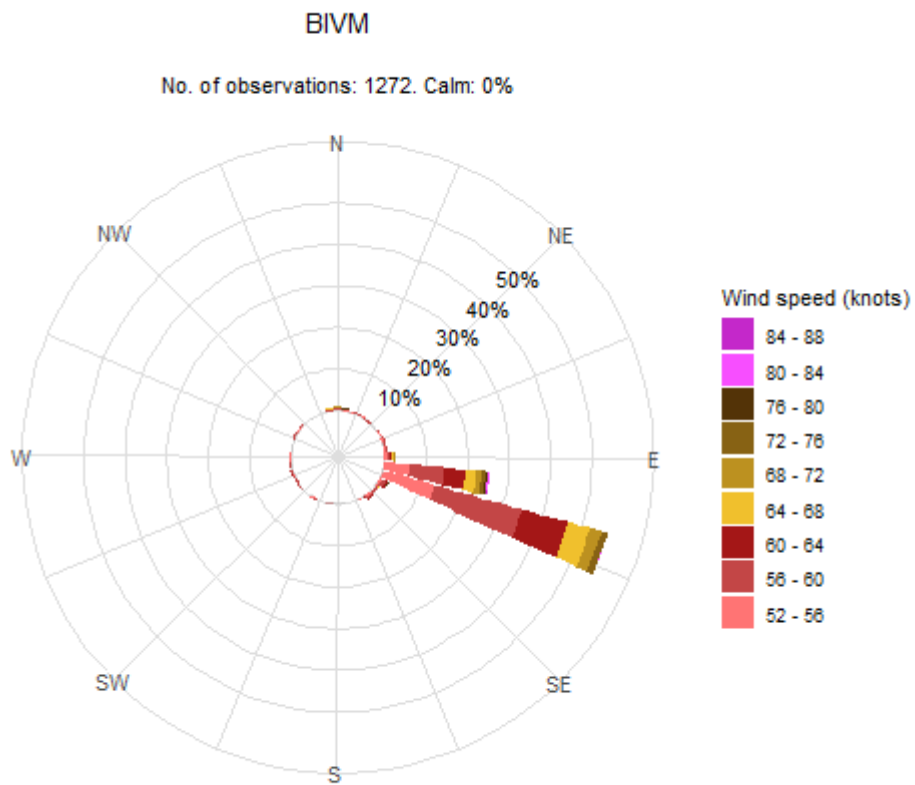


# WIND ROSE GUSTS EXCEEDING 40 KT BIVM 2014-2023



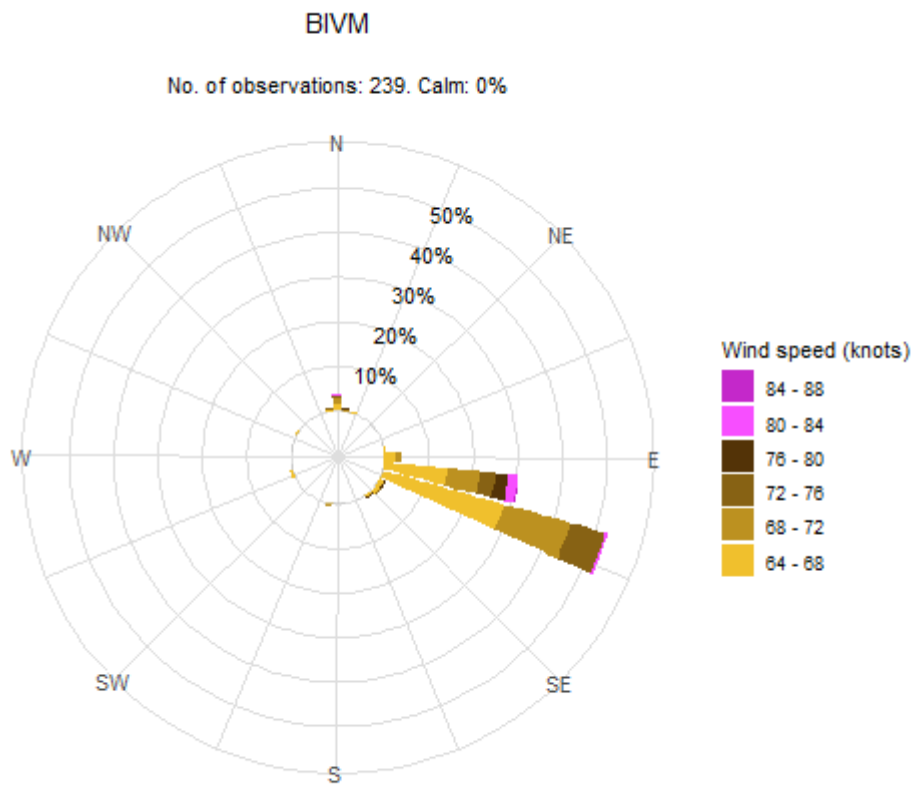
Icelandic Meteorological Office 25. okt. 2024

# WIND ROSE GUSTS EXCEEDING 50 KT BIVM 2014-2023

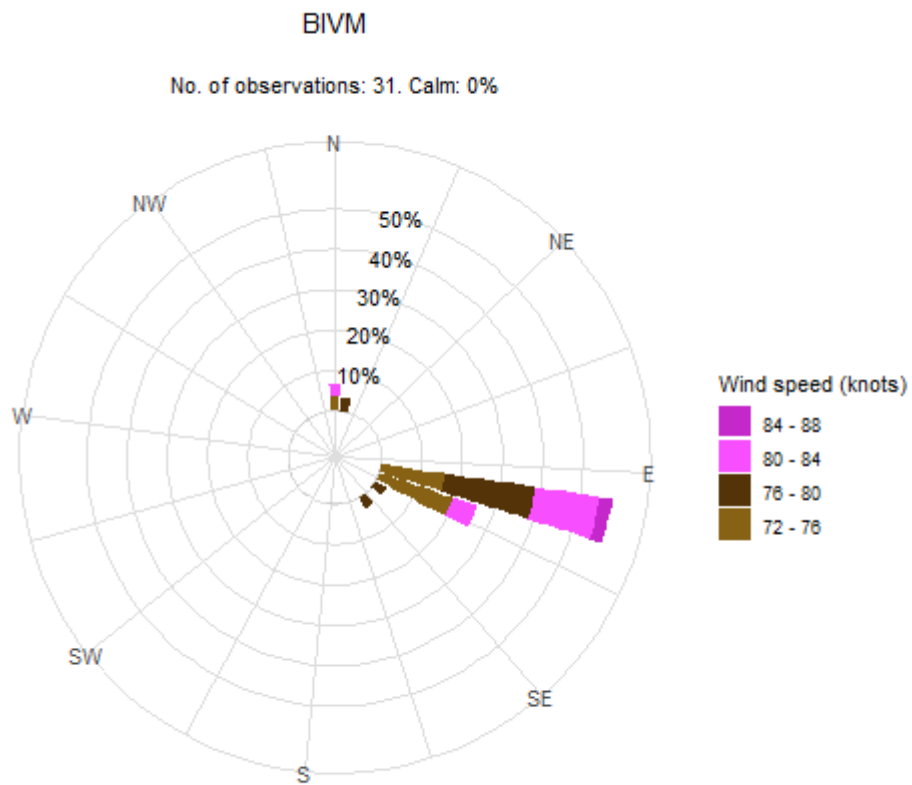


Icelandic Meteorological Office 25. okt. 2024

# WIND ROSE GUSTS EXCEEDING 60 KT BIVM 2014-2023



# WIND ROSE BIVM GUSTS EXCEEDING 70 KT 2014-2023



Icelandic Meteorological Office 25. okt. 2024